
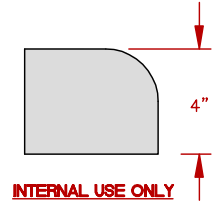
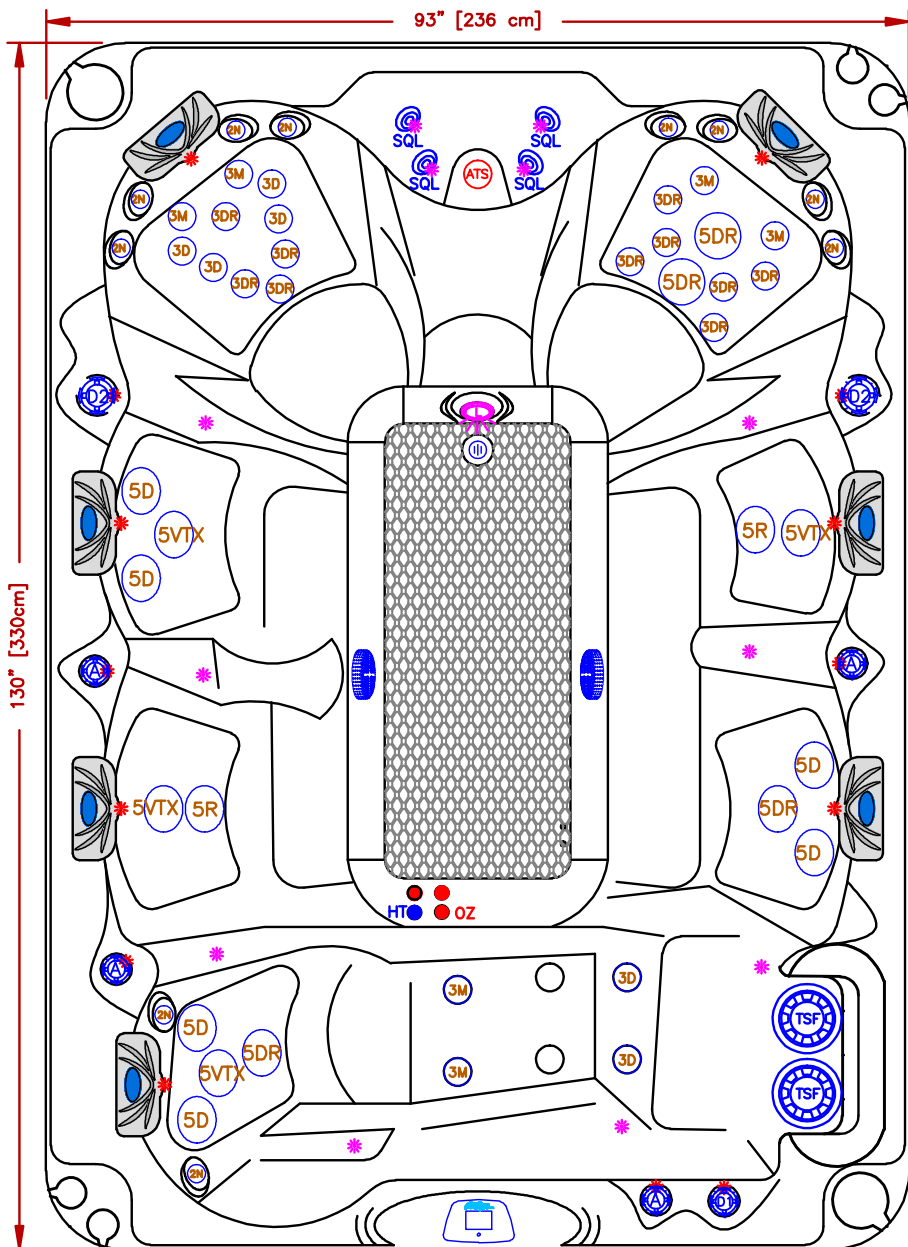


LINE	ESCAPE
MODEL	NEWPORTER
NUM	EC-948L



48 JETS LEGEND			
QTY.	SYMB.	DESCRIPTION	PART#
10	2N	200 VELOCITY NECK 100%	PLU29920-612-400
6	3D	300 VELOCITY DIRECTIONAL	PLU29930-112-400
6	3M	300 VELOCITY MASSAGE	PLU29930-142-400
10	3DR	300 VELOCITY DOUBLE ROTO	PLU29930-191-400
6	5D	500 VELOCITY DIRECTIONAL	PLU29950-012-400
2	5R	500 VELOCITY ROTO	PLU29950-081-400
4	5DR	500 VELOCITY DOUBLE ROTO	PLU29950-032-400
4	5VTX	500 VELOCITY VTX	PLU29950-011-400
2	D2	VELOCITY 2" WATER DIVERTER VALVE	PLU25058-202-400
4	A	VELOCITY AIR CONTROL VALVE	PLU25059-202-400
1	D1	VELOCITY 1" WATER DIVERTER VALVE	PLU25056-202-400
4	SQL	4 LED HYDRO STREAMERS PLUS	PLU210-9088S
2	F	2X50 SQ. FT. TELEWEIR FILTER	
1	L	PERIMETER LED LIGHTING	
2	M/D	MAIN DRAIN	
7	P	C-PILLOW	
1	CONTROL	CAL SPAS TOUCH 1	

OPTIONS		
SYMB.	DESCRIPTION	OPT#
	C-LITE 2X FRONT CABINET CORNERS JET, CASCADE PILLOWS, VALVE LED LIGHTING	OPT19-966L2 OPT19-JPV850
	PURE SILK OZONATOR	OPT19-102C
	ADJUSTABLE THERAPY SYSTEM	OPT19-109
	24/7 FILTRATION SYSTEM	OPT19-112C
	CAL SPAS WI-FI MODULE	OPT19-WI-FI-BW
	FREEDOM SOUND, BLUETOOTH, SUBWOOFER W/4-6" SPEAKERS	OPT19-FS48
	AQUATIC AIR THERAPY (LOUNGER)	OPT19-AAT16

SPECIFICATIONS DIMENSIONS (IN) 93" X 130" X 39.5" DIMENSIONS (CM) 236 X 330 X 100 WATER CAP. 800GAL / 3,028L APP. WEIGHT 1200LBS / 544Kg		
TITLE 2019 SPA LINE ESCAPE SERIES EC-948L		
DWG BY J.ORNELAS		DATE 12/05/18
REV DESCRIPTION		REV No.

NOTE: DUE TO OUR CONTINUOUS IMPROVEMENT PROGRAM, ALL MODELS AND SPECIFICATIONS ARE SUBJECT TO CHANGE WITHOUT NOTICE.

SCALE: